

General Data

Model:	DNA 50-2/220 T
Code:	2001426
Series:	DNA
Weight [Kg]	30.00
Submersible pump for sewage with suspended solids	

Hydraulic

Impeller Type:	Vortex Impeller
Delivery DN [mm]:	DN50 PN10 G2"
Input DN [mm]:	50
Free Passage [mm]:	50
Impeller Ø [mm]:	134
Max Pump Efficiency [%]:	33.50
Global Efficiency [%]:	28.57
Head [m]:	10.78
Flow [m ³ /h]:	21.60

Tolerance according to ISO 9906:2012 3B2



Attention: pictures for illustrative purposes

Features

Upper Meccanical seal:	CA/CE/Viton
Lower Meccanical Seal:	SIC/SIC/Viton
Upper Bearing:	Single raw ball bearing
Lower Bearing:	Single raw ball bearing
IP Protection:	IP68
Motor protection:	present
Humidity sensor:	not present
ATEX:	not present
Applied Paint:	Two component water-based paint
Cable Length [m]:	10
Lubricating Oil:	Q8 WF15
Oil Quantity [Kg]:	0.28

Materials

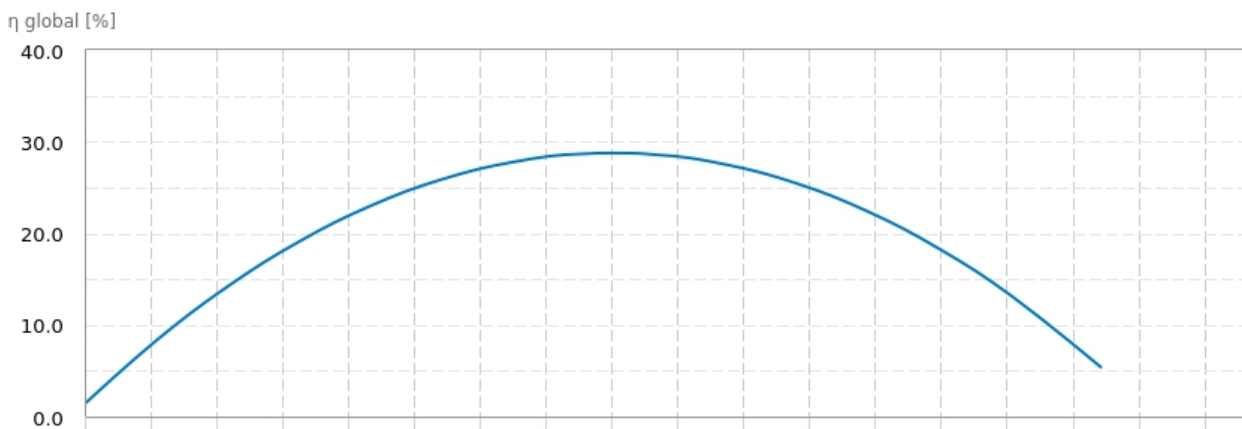
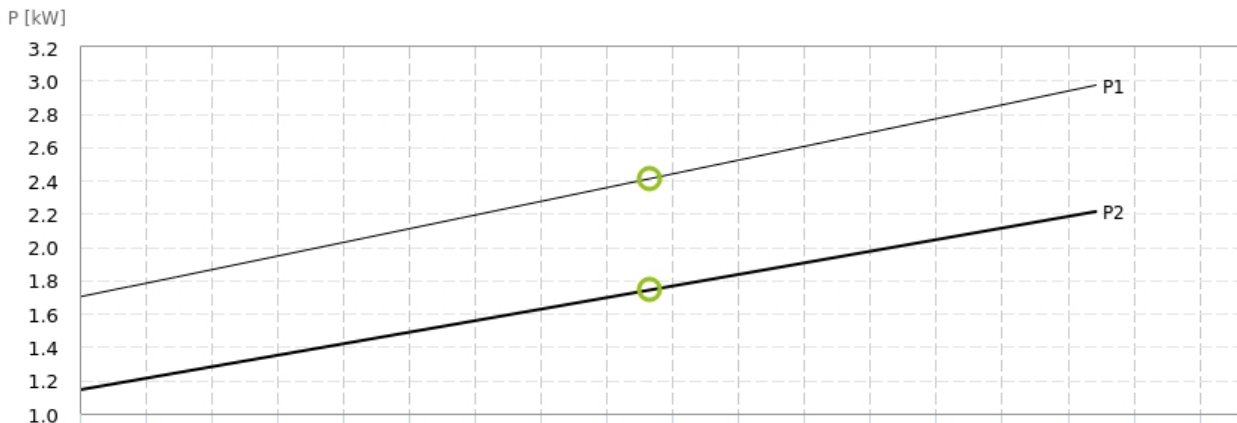
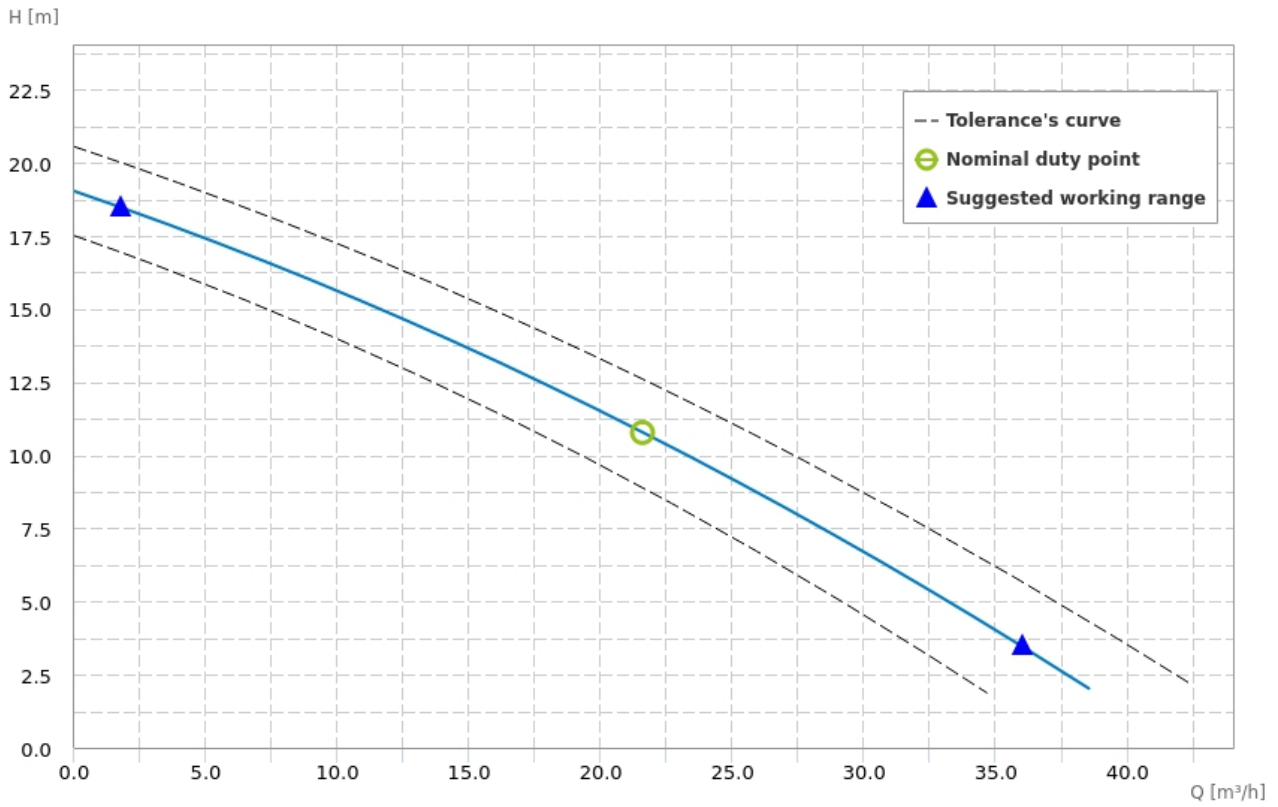
Pump:	Cast Iron EN 1561 EN-GJL-200
Impeller:	Cast iron EN 1561 EN-GJL-200
Motor shaft:	Stainless steel AISI 420
Cooling Jacket:	Not available
Screw:	Stainless steel A2-70
Cable:	H07RN8F

Pumped Liquid

Pumped Liquid:	Sewage
Density [Kg/dm ³]:	1.1
pH:	6-10
Temperature Range:	0-40°C

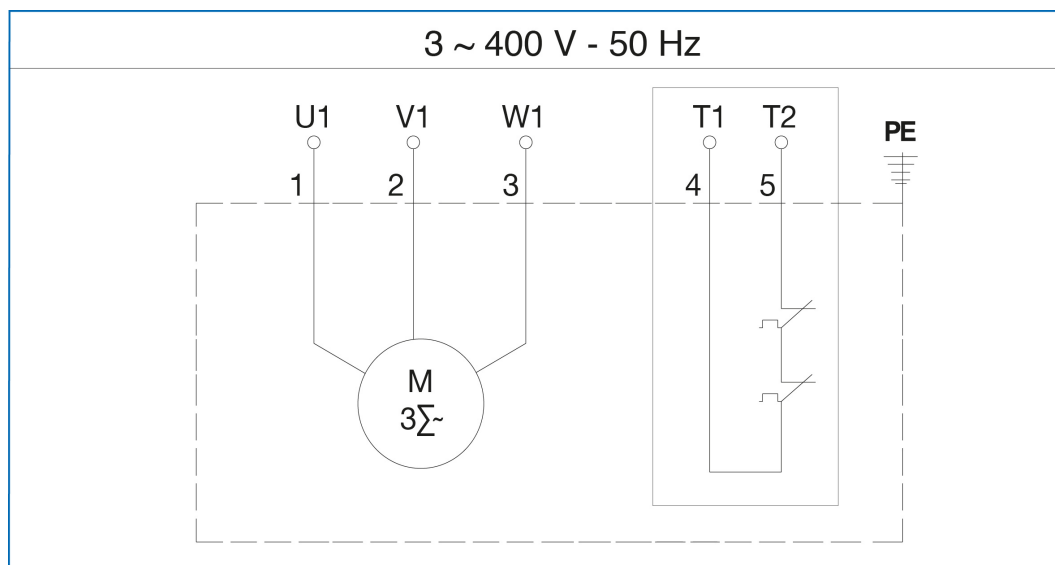
Installation

Maximum depth of immersion [m]:	20
Cooling Type:	The cooling of the motor is ensured by the surrounding liquid
Installation:	Vertical
Floating on board machine:	not present



Motor

Motor code:	3520200215
Power P1 [kW]:	3.00
Power P2 [kW]:	2.20
Phases:	3
Frequency [Hz]:	50
Tension [V]:	400
Nominal current [A]:	5.3
Starting current [%]:	546.0
Power Factor:	0.75
R.P.M.:	2850
Starting:	D.O.L
Capacitor [μ F]:	-
Insulation Class:	F 155°C
Service type:	S2
Max Efficiency [%]:	85.90
Max Efficiency at full load [%]:	85.1
Efficiency at $\frac{3}{4}$ load [%]:	85.2
Efficiency at $\frac{1}{2}$ load [%]:	85.3
Efficiency class:	-

Wiring diagrams

Dimensions drawing

